

WESTERN NEVADA DEVELOPMENT DISTRICT

AGENDA

Board of Directors Meeting

9:30 AM, Monday, December 14, 2020

Join Zoom Meeting

<https://us02web.zoom.us/j/82945508288>

Meeting ID: 829 4550 8288

Dial by your location

+1 669 900 9128 US (San Jose)

1. Call To Order – Roy Edgington, President, Western Nevada Development District

2. Roll Call

3. Public Comment (No Action)

At this time, public comment will be taken on those items that are within the jurisdiction and control of the WNDD Board or those agenda items where public comment will not be taken as a public hearing is not legally required.

Public Comment is limited to three minutes per speaker unless additional time is granted by the Board President.

If you are going to comment on a specific agenda item that the WNDD Board will take action on, please make your comments when the Board considers that item and the item is opened for public comment.

4. Agenda Approval (For possible action)

5. Meeting minutes approval of October 26, 2020 (For possible action)

6. Announcements, Presentations, Recognition Items and Items of Special Interest (Information Only - No Action)

INTRODUCTION NEW BOARD MEMBER

Paul MacDonald - Rail Pros Director-Network Planning

PRESENTATION

Legislative Package for Greater Federal Investment in America's Rural Communities

Senator Cortez-Masto

PRESENTATION

Nevada Economic Recovery Plan

Bob Potts, Deputy Director – Governor’s Office of Economic Development
Nevada Economic Recovery Plan

PRESENTATION

Washoe County – Art Trail

Mojra Hauenstein
Gabrielle Enfield

APPROVAL OF CONSENT CALENDAR (For possible action)

Items on the consent calendar may be approved by one motion. Consent items may be pulled at the request of Board Members wishing to have an item further discussed. When pulled for discussion, the item will automatically be placed at the beginning of the Administrative Agenda.

- 7. **Approval** – FY 2020-21, September Treasurer’s Report
- 8. **Approval** – FY 2020-21, October Treasurer’s Report

ADMINISTRATIVE AGENDA

- 9. **Review, discuss and approve Comprehensive Economic Development Strategy -2021 Update Timeline** (For Possible Action)
- 10. **Economic Recovery & Resiliency Project** (Information Only – No Action Required)
 - a. Economic Recovery & Resiliency Council & Teams
 - b. Kick Off Meeting – January 2021
 - c. Economic Recovery Report
- 11. **Executive Director / Staff Team Report** (Information Only – No Action Required)
 - a. Project Management Tracking From
 - Project Updates
 - b. Boards, Councils, Commission Presentations - 2021
 - c. EDA Grant Application for Revolving Loan Fund Program
 - d. Membership Survey
- 12. **Presidents Report** (Information Only – No Action Required)
- 13. **Inter-Jurisdictional Updates** (Information Only – No Action Required)
- 14. **Adjourn to:**
Monday - Feb. 22, 2021 Board Meeting – 9:30 am

The WNDD address is:

Western Nevada Development District
1000 North Division Street, Suite 102B
Carson City, Nevada 89703
www.wndd.org
Telephone: 775-473-6753

E-mail: sgonzales@wndd.org

This **NOTICE** has also been posted at the WNDD Office, 1000 North Division Street, Suite 102C, Carson City, Nevada 89703.

NOTICE TO PERSONS WITH DISABILITIES: Members of the Public who are disabled and require special assistance or accommodation at the meeting are requested to notify the Western Nevada Development District office in writing at 1000 N. Division St., Suite 102 B, Carson City, Nevada 89703 or by emailing sgonzales@wndd.org at least 24 hours in advance of the meeting.

This notice has been emailed for posting at the following locations:

Carson City Executive Offices, 201 North Carson Street, Carson City, Nevada 89701
Churchill County, Administrative Complex, 155 North Taylor Street, Fallon, Nevada 89406
City of Fallon, City Hall, 55 West Williams Street, Fallon, Nevada 89406
City of Fernley, 595 Silver Lace Boulevard, Fernley, Nevada 89408
Douglas County, Executive Offices, 1616 8th Street, Minden, Nevada 89423
Mineral County, Courthouse, 1st and "A" Street, Hawthorne, Nevada 89415
Pershing County, Courthouse, 400 Main Street, Lovelock, Nevada 89419
City of Lovelock, Executive Offices, 400 14th Street, Lovelock, Nevada 89419
City of Reno, 1 East First Street, Reno, Nevada 89505
City of Sparks, 431 Prater Way, Sparks, Nevada 89431
Storey County, Courthouse, "B" Street, Virginia City, Nevada 89440
Washoe County, 1001 East Ninth Street, Building A, Reno, Nevada 89512
Western Nevada Development District, 1000 N. Division Street, Suite 102 B, Carson City, Nevada 89703

**WNDD BOARD MEETING
DECEMBER 14, 2020**

STAFF REPORT

WESTERN NEVADA DEVELOPMENT DISTRICT

STAFF REPORT

Board of Directors Meeting

9:30 AM, Monday, December 14, 2020

Zoom Meeting

1. **Call To Order** – Roy Edgington, President, Western Nevada Development District will call the meeting to order.
4. **Agenda Approval** – Agenda is presented for review and approval, or approve with modifications.
5. **Meeting minutes approval of October 26, 2020** – Oct. 26, 2020 meeting minutes for review, discussion, approval, or approval with modifications.
6. **Announcements, Presentations, Recognition Items and Items of Special Interest (Information Only - No Action)**

INTRODUCTION NEW BOARD MEMBER

Paul MacDonald - Rail Pros Director-Network Planning

PRESENTATION BY SENATOR CORTEZ – MASTO – Press Release regarding this legislative package is attached.

Legislative Package for Greater Federal Investment in America’s Rural Communities

PRESENTATION

Nevada Economic Recovery Plan – Presentation Included with Agenda Packet

Bob Potts, Deputy Director – Governor’s Office of Economic Development

Nevada Economic Recovery Plan

PRESENTATION

Washoe County – Art Trail

Mojra Hauenstein

Gabrielle Enfield

APPROVAL OF CONSENT CALENDAR (For possible action)

Items on the consent calendar may be approved by one motion. Consent items may be pulled at the request of Board Members wishing to have an item further discussed. When pulled for discussion, the item will automatically be placed at the beginning of the Administrative Agenda.

7. **Approval** – FY 2020-21, September Treasurer’s Report
8. **Approval** – FY 2020-21, October Treasurer’s Report

ADMINISTRATIVE AGENDA

9. Review, discuss and approve Comprehensive Economic Development Strategy (CEDS) -2021 Update Timeline (For Possible Action)

The 2021 Update process for the CEDS will begin in February at the February 22 22, 2021 WNDD Board meeting. At this meeting the 2020-2025 CEDS Goals and activities will reviewed and updated with the intent to revise as needed for the 2021 update. CEDS project forms will be distributed at that time with discussion as to how to prepare for projects for submittal to EDA and other federal agencies. The update will conclude June 28, 2021 at the WNDD Board meeting with the submittal of the final 2021 CEDS update will be reviewed by the Board for approval. The proposed timeline and associated activities is included with the agenda packet.

10. Economic Recovery & Resiliency Project (Information Only – No Action Required)

Progress will be presented to the Board regarding the Economic Recovery and Resiliency Project including presentation of the Economic Recovery and Resiliency Council, its purpose, and an overview of the orientation meeting, upcoming Kick Off meeting planned for January. The November and December monthly Economic Recovery Report will be presented.

11. Executive Director Report/Staff Team (Information Only – No Action Required)

- a. Project Management Tracking Form – The Project Management form is presented to the WNDD Board with the purpose of keeping the Board apprised of the various projects and activities being engaged by staff and various volunteer committees.
- b. Boards, Councils, Commission Presentations – 2021 – Staff will begin scheduling meetings with all board members and their respective councils, commissioners, and boards regarding the work of WNDD.
- c. EDA Grant Application for Revolving Loan Fund Program – Staff will begin research and preparation to develop an EDA grant for recapitalizing the WNDD Revolving Loan Program. The application is targeted to be submitted in early spring, 2021.
- d. A WNDD Membership Survey will be distributed to Board members with a report with recommendations based on responses received from the survey. The purpose of the survey is to gauge needs of member agencies related to the mission of WNDD and determine services/program to be established and/or expanded. A final report will be provided to the WNDD Board in April 2021.

12. Presidents Report (Information Only – No Action Required)

13. Inter-Jurisdictional Updates (Information Only – No Action Required)

14. Adjourn to:

Monday - Feb. 22, 2021 Board Meeting – 9:30 am

**WNDD BOARD MEETING
DECEMBER 14, 2020**

OCTOBER 26, 2020 MINUTES

WESTERN NEVADA DEVELOPMENT DISTRICT

D-R-A-F-T

MINUTES

Board of Directors Meeting

9:30 to 11:30 AM - Monday, October 26, 2020

1. Call to Order

President Edgington called the meeting to order at 9:34 a.m.

2. Roll Call

Carson City – John Barrette; **Churchill County** – Bruce Breslow, Jim Barbee; **Douglas County**, Lisa Granahan, Kitty McKay; **City of Fallon**, Kelly Frost; **City of Fernley**, Roy Edgington, Jr.; **Pershing County**, Heidi Lusby-Angvick; **City of Lovelock**, Pat Rowe; **City of Reno**, Naomi Duerr, Jeff Limbert, Teri Bath; **City of Sparks**, Ed Lawson, Charlene Bybee, Art Sperber; **Pyramid Lake Paiute Tribe**, Cassandra Darrough; **University of Nevada, Reno**, Tom Harris; **Main Street Gardnerville**, Matt Bruback; **JOIN**, Denise Castle; **Lake Tahoe Visitors Authority**, Carol Chaplin; **Tahoe Prosperity Center**, Heidi Hill-Drum; **Nevada Green Institute**, Aster Girma; **Western Nevada College/WND Foundation**, Niki Gladys; **NV Energy**, Johnny Hargrove; **EDAWN**, Amy Fleming; **Downtown Reno Partnership**, Alexander Stettinski; **Mineral County Economic Development Authority**, Rick Nedzweicki;

Members Absent

Carson City – Nancy Paulsen; **Churchill County**, Rick Lattin; Bus Scharmann; **Douglas County**, Larry Walsh; **City of Fernley**, Colleen Unterbrink; **Mineral County**, Chris Hegg; **Pershing County**, Robert McDougal; **Storey County**, Lara Mather; **Washoe County**, Jeanne Hermann, Mojra Hauenstein; **City of Reno**, Aric Jensen; **City of Sparks**, Jason Evanchak; **Buettner, Inc.** Tony Buettner; **Community Services Agency**, Leslie Colbrese; **TMCC**, Dr. Dana Ryan; **Nevada Rural Housing Authority**, Stacey Sept; **Capitol Partners**, Nick Vander Poel; **Nevada Builders Alliance**, Aaron West

3. Public Comment

No Public Comment

4. Agenda Approval

President Edgington reported that Item 8 (Consent Calendar) has been removed from the agenda and that Stacey Bostwick from the Governor’s Office of Economic Development has been added to item 6 under Presentations.

Pat Rowe moved to approve the Agenda.; John Barrett seconded. Motion passed unanimously.

5. Meeting Minutes Approval of August 24, 2020

Teri Bath moved to approve the Aug. 24, 2020 minutes. Art Sperber seconded. Lisa Granahan noted that she was not in attendance. Minutes were approved unanimously with that change.

6. Announcement, Presentations, Recognition Items and Items of Special Interest

President Edgington introduced and welcomed new board member Alexander Stettinski, Executive Director of the Downtown Reno Partnership.

President Edgington introduced Stacey Bostwick, Workforce Director for the Governor’s Office of Economic Development’s Workforce director. She discussed a new GOED project; Labor Supply Certification Study. This study will assess the market conditions for employees, assess skill sets that are needed to regain or enhance employment and what workforce education may be required to meet the emerging labor market. It is tool that can help bout businesses and employees. GOED will be sending out press materials and establishing a web site landing page in the next several days.

WNDD Economic Development Coordinator Don Vetter introduced Tim Morones, Vice President of Operations, LiveStories. Western Nevada Development District has partnered with LiveStories to help us deliver transparent, and actionable data insights from the CEDS 2020-2025. The tactical goal of the LiveStories platform is to help engage community partners, stakeholders and citizens with dynamic reports that reveal the stories behind the western Nevada region.

WNDD Board Member Tom Harris, University of Nevada, Reno Department of Economics presented an update on activities conducted under a CARES Act grant for Economic Development Recovery Planning. He cited high level of service industry employment impacts in Nevada, particularly in Clark County, due to the COVID 19 pandemic. Dr. Harris said his team is exploring employment and industry impacts from the COVID impacts overlaid with the impacts of automation. He reported that his team is currently working on a CEDS for the Northeastern Nevada Regional Development Authority as well as a Nye and Esmerelda counties.

Approval of Consent Calendar

- 7. Approval – FY 2020-21 July Treasurers Report**
- 8. Approval – FY 2020-21, August Treasurer’s Report**

Teri Bath made a motion to approve the consent calendar. Art Sperber seconded it.
Unanimously approved

Administrative Agenda

- 9. Review, discuss and approve Economic Recovery and Resiliency Project**

Economic Recovery Coordinators Don Vetter and Bob Hastings presented an overview of the Economic Recovery Council (ERC); its membership, structure activities to date and projected activities including these key dates

ERC Meeting 1 – Orientation Meeting with Council Members	<i>November 18/1 to 4 pm</i>
Sector Specific Work Members Identified, Recruited for Kick Off	
ERC Meeting 2 – Kick Off Workshop, Issues Identified – Economic Rec. Challenges	<i>Week of Jan. 11</i>
ERC Meeting 3 – Report Out by Sector Specific Group/Issues Prioritization	<i>Week of Feb. 15</i>
ERC Meeting 4 – Recovery & Resiliency Workshop - Case Histories/Experiences	<i>Week of March 15</i>
ERC Meeting 5 – Goals & Strategies to address issues	<i>Week of April 19</i>
ERC Meeting 6 – Assets Presented to engage strategies, Resource Gaps	<i>Week of May 17</i>
ERC Meeting 7 – Finalizing the Plan - Framework	<i>Week of June 21</i>

ERC CORE Team members who are helping design the process and create workshop tools were introduced: Teri Bath*, Dr. Tom Harris*, Aric Jensen*Marlene Rebori* Dana Ryan*, Patricia Herzog, GOED and Andrew Haskin, Northern Nevada Development District.

* WNDD Board Participants

10. WNDD President Reports

Executive Director Evaluation

President Edgington reported on the WNDD Executive Board's employment evaluation and review of the Executive Director, Sheryl Gonzales. He reported that the Executive Board found that she met, and in many areas, exceeded employment expectations. He reported that the Executive Board gave her a \$5,000 bonus as well as a salary increase.

President Edgington reported that the next WNDD Board Meeting will be held at the Wilbur May Museum at Rancho San Rafael Park. Staff will e-mail a poll membership on whether they will be attending in person or via Zoom Washoe County will be making a presentation on the Art Trail program at that meeting.

11. WNDD Staff Team

Mr. Hastings and Mr. Vetter gave updates on the following WNDD projects and grant applications

WNC Fernley Training Facility – Grant application was submitted to EDA.

Washoe County Intertie Project – Grant application was submitted to EDA.

Tahoe Prosperity Center – Workforce Development Training application was submitted to EPA.

Mineral County Babbitt Industrial Park – In discussions with Mineral County to develop EDA Technical Assistance Grant for a Preliminary Engineering Report for Industrial Park infrastructure.

Gardnerville Main Street Innovation Center – Meeting with Matt Bruback for Technical Assistance Grant for EDA

State Broadband Plan – Working with Jojo Myers to develop EDA application.

Lovelock Pershing Brownfields Initiative - Year 2 of the 3 year grant continues with upcoming Downtown Visioning Workshops.

Staff team also reported the following category assignments:

Mr. Hastings will lead workforce development and training projects. Mr. Vetter will lead the broadband initiatives, Ms. Gonzales will be lead on infrastructure development and projects.

Staff also reported that in the coming weeks WNDD will be sending a membership survey in conjunction with the development of a WNDD business plan.

12. Inter-Jurisdictional Updates

Heidi Lusby-Angvick reported that Pershing County and Humboldt County are planning to leave the Northeastern Nevada Regional Development Authority in order to form their own RDA beginning in the next fiscal year. She said they are working with GOED to make that change.

Lisa Granahan reported on efforts to distribute CARES Act money to businesses and citizens in Douglas County and through NACO.

Carol Chaplin reported that Lake Tahoe and Carson Valley visitors' authorities are engaging in a marketing campaign for visitor recovery and the promotion of a safe visitor experience.


President Edgington reported on the Legislature's Taxation Committee meeting on the distribution of CARES Act money, noting that Clark County and Las Vegas used that money for general fund expenditures.

13. Closing public Comment

No public comment

14. Adjourn:

The meeting was adjourned at 11:10 a.m. The next WNDND Board meeting is scheduled for Monday, Dec. 14.



Respectively Submitted by Teri Bath, Secretary Treasurer

**WNDD BOARD MEETING
DECEMBER 14, 2020**

**SENATOR CORTEZ MASTO
LEGISLATIVE PACKAGE FOR GREATER FEDERAL INVESTMENT IN
AMERICA'S RURAL COMMUNITIES**



QUESTIONS ABOUT CORONAVIRUS? READ HERE.

December 02, 2020

SENATORS CORTEZ MASTO, DAINES, AND REP. STEWART INTRODUCE LEGISLATIVE PACKAGE FOR GREATER FEDERAL INVESTMENT IN AMERICA'S RURAL COMMUNITIES

Washington, D.C. – Today, U.S. Senators Catherine Cortez Masto (D-Nev.) and Steve Daines (R-Mont.), and U.S. Representative Chris Stewart (R-UT) led their House and Senate colleagues in rolling out a bipartisan, bicameral legislative package to help level the playing field for rural communities in areas with large amounts of federal land. The federal government manages roughly 28 percent of the 2.27 billion acres of land in the United States, the majority of which is found in western states and in every county in Nevada. This dynamic can limit the local ability to generate tax revenue, and the communities that are found in these areas are typically small, rural, and under resourced. The *More Opportunities for Rural Economies (MORE) Grants Package* works to address this disparity by providing more constructive grant competitions to build and maintain local infrastructure.

“With over eighty five percent of land in the Silver State managed by the federal government—the highest of any state in the country—we need to do more to ensure that our western rural communities are able to compete fairly with other parts of the country,” **said Senator Cortez Masto.** “With limited ability to generate tax revenue, many communities are left without the resources to leverage federal investments in infrastructure that supports our Nevada schools, small businesses,

and health care facilities. Our MORE legislative package aims to change that by expanding access to economic development, broadband programs and transportation grants to communities to build a stronger rural Nevada.”

“The millions of acres of federal land in Montana can make it difficult for many counties and local communities to generate tax revenue necessary to invest in transportation and infrastructure,” **said Senator Daines**. “That’s why we introduced bipartisan legislation that will help ensure our rural communities can compete for access to critical federal resources that help expand economic development and support local economies.”

“Too many counties in Utah and throughout the West face education, infrastructure, and housing shortages due to the amount of untaxable federally controlled land,” **said Representative Stewart**. “By providing technical assistance in obtaining grants and lowering the cost share requirement, these two bills will help ease the burden for rural counties with low populations.”

“NACO enthusiastically endorsed the MORE grants package drafted by Senator Cortez Masto, we applaud the Senator for listening to the needs of rural Nevada and appreciate her willingness to advocate for issues critical to all of Nevada's counties,” **said Humboldt County Commissioner Jim French**. “As the 2020 president of NACO, I am happy to see that rural counties will see increased access to federal dollars to support county operations and provide much needed services for our citizens.”

“Nearly 62 percent of America’s counties – mostly rural – have untaxable federal public lands within their boundaries. These counties’ ability to secure federal infrastructure and economic development grants is too often hindered by federal matching requirements,” **said National Association of Counties Executive Director Matthew Chase**. “Challenges in qualifying for these grants limit economic opportunities at a time when the economy needs a shot in the arm. Counties support the?MORE?USDA Grants and MORE DOT Grants Acts, which will expand

access to much-needed investments in our communities. We applaud Senator Cortez Masto and Representatives Stewart, Cook, Simpson and Lamborn for their leadership and call on Congress to swiftly pass both pieces of legislation.”

Additional co-sponsors of these bills include:

- ***MORE USDA Grants Act:*** Rep. Mark Amodei (R-NV), Rep. Paul Cook (R-CA), Rep. Doug Lamborn (R-CO), Rep. Mike Simpson (R-ID), Sen. Daines (D-MT), Sen. Risch (R-ID), & Sen. Crapo (R-ID)
- ***MORE DOT Grants Act:*** Rep. Mark Amodei (R-NV), Rep. Paul Cook (R-CA), Rep. Doug Lamborn (R-CO), Rep. Mike Simpson (R-ID), & Sen. Daines (D-MT)

BACKGROUND:

The *More Opportunities for Rural Economies (MORE) Grants Act* is endorsed by the **Nevada** and **National Association of Counties** (NACO). The legislative package would create a definition of High-Density Public Land Counties defined by the acreage of an individual county or local jurisdiction greater than 50% owned or managed by the federal government in any form and where the population is less than 100,000. The legislative package is broken down in two sections:

The first legislation, the *More Opportunities for Rural Economies (MORE) from USDA Grants Act*, seeks to increase access to:

- Rural Business Development grant program;
- Economic Impact Initiative grant program;
- Telemedicine and Distance Learning Services grant program;
- Community Connect Grant Program;
- Rural eConnectivity Pilot Program or the “ReConnect Program”; or
- Any other discretionary grant program of the Department of Agriculture Rural Development divisions under which grants are awarded to— (i) counties; (ii) other units of local government; or (iii) Tribal governments.

The second legislation, the *More Opportunities for Rural Economies (MORE) from DOT Grants Act*, would increase access to:

- Better Utilizing Investments to Leverage Development (BUILD) Transportation discretionary grant program;
- Infrastructure for Rebuilding America (INFRA) grant program;
- Public transportation innovation grant program;
- Public transportation safety program;
- Federal lands access program;
- Airport Improvement Program (AIP);
- Consolidated Rail Infrastructure and Safety Improvements Program (CRISI); or
- Any other discretionary grant program of the Department of Transportation under which grants are awarded to— (i) counties; (ii) other units of local government; or (iii) Tribal governments.

###

OFFICE LOCATIONS

LAS VEGAS

333 Las Vegas Boulevard South
Suite 8016
Las Vegas, NV 89101
P: (702) 388-5020 F: (702) 388-5030

WASHINGTON, DC

516 Hart Senate Office Building

Washington, DC 20510

P: (202) 224-3542

RENO

400 South Virginia Street

Suite 902

Reno, NV 89501

P: (775) 686-5750 F: (775) 686-5757

RURAL MOBILE OFFICE

Serving Rural Nevada

P: (775) 225-1457

**WNDD BOARD MEETING
DECEMBER 14, 2020**

**CONSENT CALENDAR
SEPTEMBER 2020/21 TREASURERS REPORT**

WESTERN NEVADA DEVELOPMENT DISTRICT
SEPTEMBER 2020/2021 TREASURER'S REPORT – 25% OF BUDGET
NARRATIVE

REVENUES – 21.19% Realized

To date WNDD has collected 21.19% of total revenues projected for fiscal year 20-21. The Approved Budget projected a total of \$548,676.00 revenues and to date a total of \$116,237.09 have been realized. For this fiscal year, membership revenues have overperformed to date by \$575.00. Approved membership dues to be collected was \$49,840.00 and a total of \$50,055.00 have been realized. This is primarily due to increased Associate Memberships. It is important to note that the membership dues were reduced by 25% due to the economic impacts anticipated as a result of the pandemic. The membership dues for 2019-20 fiscal year was \$64,075.00. As compared to last year, WNDD has experienced a decrease of \$14,020 in membership revenue.

It is anticipated all projected revenues will be realized including the EDA Planning grant of \$80,000.00, the EDA Cares Act grant of \$200,000.00, and Brownfields Hazard (\$138,000.00) and Petroleum (62,000.00) Grant for \$200,000.00. However, it is not anticipated that the \$3,000 RLF Interest for the Business Microloan program will be collected due to the payment deferment provided to the loan clients. This shortfall will have to be balanced either with increased revenues and/or decreased expenditures in order that budget is balanced at the end of the fiscal year.

EXPENDITURES – 17.84% Realized

To date WNDD has expended 17.84% of the total expenditures projected for 20-21 fiscal year. The Approved Budget projected a total of \$548,676.00. Line items that are over expended at this time include equipment and maintenance budgeted at \$8,125.00 by \$467.52 totaling \$8592.52, and printing and reproduction budgeted at \$1000.00 by \$243.65 totaling \$1243.65. Will continue to monitor these line items and transfer funds from other line items not to

FISCAL YEAR 2020-2021 ANNUAL BUDGET
 SEPTEMBER - 25% OF BUDGET

WESTERN NEVADA DEVELOPMENT DISTRICT

	FY 20-21	BCGA-H	BCGA-P	EDA CARES	EDA-PPG	PREVIOUS	CURRENT	TOTAL	BALANCE	% EXPENDED
Personnel and Benefits										
Salaries and Wages	188,892.00	231.20	231.20	4,992.34	8,850.00	7,700.00	14,304.74	22,004.74	166,887.26	11.65%
Benefits	31,328.00	0.00	12.92	0.00	546.69	1,066.36	559.61	1,625.97	29,702.03	5.19%
Payroll Expenses	20,372.00	20.46	20.46	441.83	711.45	686.55	1,194.20	1,880.75	18,491.25	9.23%
PAYROLL & BENEFITS SUB-TOTAL	240,592.00	251.66	264.58	5,434.17	10,108.14	9,452.91	16,058.55	25,511.46	215,080.54	10.60%
Services and Supplies										
Accounting, legal, insurance	22,000.00	0.00	0.00	1,085.00	3,930.00	2,229.03	5,015.00	7,244.03	14,755.97	32.93%
Contract Services	211,582.00	8,465.25	4,058.00	1,268.50	265.00	32,474.93	14,056.75	46,531.68	165,050.32	21.99%
Equipment/Maintenance	8,125.00	0.00	0.00	3,710.75	2,159.46	2,722.31	5,870.21	8,592.52	-467.52	105.75%
Rent and Utilities	22,068.00	0.00	0.00	1,200.00	619.25	2,463.68	1,819.25	4,282.93	17,785.07	19.41%
Dues, subscriptions, meetings	8,000.00	0.00	0.00	968.63	1,194.30	134.75	2,162.93	2,297.68	5,702.32	28.72%
Office Supplies	8,721.00	0.00	0.00	287.26	76.44	131.27	363.70	494.97	8,226.03	5.68%
Postage/Shipping	1,000.00	0.00	0.00	0.00	2.80	228.00	2.80	230.80	769.20	23.08%
Travel and Meals	16,588.00	0.00	0.00	1,037.50	62.03	33.35	1,099.53	1,132.88	15,455.12	6.83%
Printing and Reproduction	1,000.00	0.00	0.00	19.25	0.00	1,224.40	19.25	1,243.65	-243.65	124.37%
Internet and Web Service	9,000.00	0.00	0.00	0.00	0.00	300.00	0.00	300.00	8,700.00	3.33%
SERVICES & SUPPLIES SUB-TOTAL	308,084.00	8,465.25	4,058.00	9,576.89	8,309.28	41,941.72	30,409.42	72,351.14	235,732.86	23.48%
EXPENSE TOTALS	548,676.00	8,716.91	4,322.58	15,011.06	18,417.42	51,394.63	46,467.97	97,862.60	450,813.40	17.84%
REVENUE TOTALS	548,676.00	0.00	0.00	0.00	175.17	116,061.92	175.17	116,237.09	432,438.91	21.19%

FISCAL YEAR 2020-2021
ANNUAL BUDGET

WESTERN NEVADA DEVELOPMENT DISTRICT

SEPTEMBER - 25% OF BUDGET

Resources	FY 20-21	BCGA-H	BCAG-P	EDA-CARES	EDA-PPG	RLF	PREVIOUS	CURRENT	TOTAL	BALANCE	% REALIZED
Balance Forward	16181.00	0.00	0.00	0.00	0.00	0.00	16181.00	0.00	16181.00	0.00	100.00%
EDA Planning Grant	80000.00	0.00	0.00	0.00	0.00	0.00	0.00	0.00	0.00	80000.00	0.00%
EDA Cares Grant	200000.00	0.00	0.00	0.00	0.00	0.00	50000.00	0.00	50000.00	150000.00	25.00%
BCGA-H	138000.00	0.00	0.00	0.00	0.00	0.00	0.00	0.00	0.00	138000.00	0.00%
BCGA-P	62000.00	0.00	0.00	0.00	0.00	0.00	0.00	0.00	0.00	62000.00	0.00%
Membership	49480.00	0.00	0.00	0.00	175.00	0.00	49880.00	175.00	50055.00	-575.00	101.16%
RLF Interest	3000.00	0.00	0.00	0.00	0.00	0.00	0.00	0.00	0.00	3000.00	0.00%
Interest	15.00	0.00	0.00	0.00	0.17	0.00	0.92	0.17	1.09	13.91	7.27%
REVENUE TOTAL	548676.00	0.00	0.00	0.00	175.17	0.00	116061.92	175.17	116237.09	432438.91	21.19%

6:50 PM

10/17/20

Cash Basis

WESTERN NEVADA DEVELOPMENT DISTRICT
Profit & Loss by Class
September 2020

	BCGA-H	BCGA-P	EDA Care Grant	EDA Planning Grant	TOTAL
Ordinary Income/Expense					
Income					
Membership Dues	0.00	0.00	0.00	175.00	175.00
Interest Earnings					
4410 EDA Interest	0.00	0.00	0.00	0.17	0.17
Total Interest Earnings	0.00	0.00	0.00	0.17	0.17
Total Income	0.00	0.00	0.00	175.17	175.17
Expense					
Accounting	0.00	0.00	2,310.00	700.00	3,010.00
Legal	0.00	0.00	0.00	1,855.00	1,855.00
Contracted Services	8,500.25	4,093.00	1,035.00	265.00	13,893.25
Dues	0.00	0.00	0.00	734.99	734.99
Meetings	0.00	0.00	943.63	74.95	1,018.58
Equipment	0.00	0.00	3,710.75	2,159.46	5,870.21
Fringe Benefits					
Health Insurance	0.00	0.00	0.00	450.00	450.00
Dental Insurance	0.00	0.00	0.00	57.93	57.93
Vision Insurance	0.00	12.92	0.00	38.76	51.68
Total Fringe Benefits	0.00	12.92	0.00	546.69	559.61
Office Supplies	0.00	0.00	18.27	61.45	79.72
Printing	0.00	0.00	19.25	0.00	19.25
Payroll Expense					
Wages	231.20	231.20	4,992.34	8,850.00	14,304.74
Social Security	14.33	14.33	309.54	576.60	914.80
Medicare	3.35	3.35	72.39	134.85	213.94
Federal Unemployment	1.39	1.39	29.95	0.00	32.73
State Unemployment	1.39	1.39	29.95	0.00	32.73
Total Payroll Expense	251.66	251.66	5,434.17	9,561.45	15,498.94
Postage	0.00	0.00	0.00	2.80	2.80
Rent	0.00	0.00	1,200.00	619.25	1,819.25
Travel	0.00	0.00	0.00	33.35	33.35
Meals	0.00	0.00	0.00	28.68	28.68
Total Expense	8,751.91	4,357.58	14,671.07	16,743.07	44,523.63
Net Ordinary Income	-8,751.91	-4,357.58	-14,671.07	-16,567.90	-44,348.46
Net Income	-8,751.91	-4,357.58	-14,671.07	-16,567.90	-44,348.46

WESTERN NEVADA DEVELOPMENT DISTRICT Profit & Loss Detail

September 2020

Type	Date	Num	Name	Memo	Class	Clr	Split	Original Amount	Paid Amount	Balance
Ordinary Income/Expense										
Income										
Membership Dues Invoice	09/14/2020	433	Nevada Green Insti...	Membership ...	EDA Pla...		Accounts Rec...	175.00	175.00	175.00
Total Membership Dues									175.00	175.00
Interest Earnings										
4410 EDA Interest Deposit	09/30/2020			Interest	EDA Pla...		EDA Account ...	0.17	0.17	0.17
Total 4410 EDA Interest									0.17	0.17
Total Interest Earnings									0.17	0.17
Total Income									175.17	175.17
Expense										
Accounting										
Bill	09/04/2020	104.99	Sierra Bookkeeping...		EDA Pla...		Accounts Pay...	350.00	350.00	350.00
Bill	09/30/2020	10519	Sierra Bookkeeping...		EDA Pla...		Accounts Pay...	350.00	350.00	700.00
Bill	09/30/2020	10519	Sierra Bookkeeping...		EDA Car...		Accounts Pay...	1,085.00	1,085.00	1,785.00
Bill	09/30/2020	10519	Sierra Bookkeeping...		EDA Car...		Accounts Pay...	1,225.00	1,225.00	3,010.00
Total Accounting									3,010.00	3,010.00
Legal										
Bill	09/23/2020	192359	Allison Mackenzie		EDA Pla...		Accounts Pay...	1,955.00	1,955.00	1,955.00
Total Legal									1,955.00	1,955.00
Contracted Services										
Bill	09/04/2020	19-23...	Converse Consulta...		BCGA-H		Accounts Pay...	1,527.50	1,527.50	1,527.50
Bill	09/04/2020	192-2...	Converse Consulta...		BCGA-P		Accounts Pay...	3,058.00	3,058.00	4,585.50
Bill	09/04/2020	21508	Computer Crew		EDA Car...		Accounts Pay...	240.00	240.00	4,825.50
Bill	09/04/2020	538	Flanz Wittas		EDA Pla...		Accounts Pay...	265.00	265.00	5,090.50
Bill	09/04/2020	558	Flanz Wittas		EDA Car...		Accounts Pay...	795.00	795.00	5,885.50
Bill	09/04/2020	104.99	Sierra Bookkeeping...		BCGA-H		Accounts Pay...	35.00	35.00	5,920.50
Bill	09/04/2020	104.99	Sierra Bookkeeping...		BCGA-P		Accounts Pay...	35.00	35.00	5,955.50
Bill	09/18/2020	2200	Vetter PR		BCGA-H		Accounts Pay...	1,000.00	1,000.00	6,955.50
Bill	09/18/2020	2200	Vetter PR		BCGA-P		Accounts Pay...	1,000.00	1,000.00	7,955.50
Bill	09/30/2020	19-23...	Converse Consulta...		BCGA-H		Accounts Pay...	1,779.50	1,779.50	9,735.00
Bill	09/30/2020	19-23...	Converse Consulta...		BCGA-H		Accounts Pay...	4,158.25	4,158.25	13,893.25
Total Contracted Services									13,893.25	13,893.25
Dues										
Bill	09/04/2020	2020-05	Nevada Association...		EDA Pla...		Accounts Pay...	700.00	700.00	700.00
Credit Card Charge	09/08/2020		intuit		EDA Pla...		Elan Financial ...	2.00	2.00	702.00
Credit Card Charge	09/09/2020		Blue Host .com		EDA Pla...		Elan Financial ...	32.99	32.99	734.99
Total Dues									734.99	734.99
Meetings										
Credit Card Charge	09/02/2020		Grub Hub		EDA Car...		Elan Financial ...	28.68	28.68	28.68
Credit Card Charge	09/04/2020		Zoom		EDA Pla...		Elan Financial ...	74.95	74.95	103.63
Credit Card Charge	09/04/2020		Zoom		EDA Car...		Elan Financial ...	74.95	74.95	178.58
Credit Card Charge	09/08/2020		Logmein		EDA Car...		Elan Financial ...	210.00	210.00	388.58
Credit Card Charge	09/08/2020		Logmein		EDA Car...		Elan Financial ...	210.00	210.00	598.58
Credit Card Charge	09/08/2020		Logmein		EDA Car...		Elan Financial ...	210.00	210.00	808.58
Credit Card Charge	09/08/2020		Logmein		EDA Car...		Elan Financial ...	210.00	210.00	1,018.58
Total Meetings									1,018.58	1,018.58
Equipment										
Bill	09/04/2020	21507	Computer Crew		EDA Car...		Accounts Pay...	966.25	966.25	966.25
Bill	09/04/2020	21508	Computer Crew		EDA Car...		Accounts Pay...	2,374.65	2,374.65	3,340.90
Credit Card Charge	09/10/2020		Intermedia .net		EDA Car...		Elan Financial ...	166.55	166.55	3,507.45
Bill	09/18/2020	21543	Computer Crew		EDA Car...		Accounts Pay...	203.30	203.30	3,710.75
Bill	09/18/2020	21543	Computer Crew		EDA Pla...		Accounts Pay...	203.29	203.29	3,914.04
Bill	09/23/2020	21527	Computer Crew		EDA Pla...		Accounts Pay...	1,956.17	1,956.17	5,870.21
Total Equipment									5,870.21	5,870.21
Fringe Benefits										
Health Insurance										
Paycheck	09/04/2020	6248	Sheryl A Gonzales		EDA Pla...		City National ...	450.00	450.00	450.00
Total Health Insurance									450.00	450.00
Dental Insurance										
Bill	09/04/2020	09/01/...	MetLife Small Busin...	August 2020	EDA Pla...		Accounts Pay...	57.93	57.93	57.93
Total Dental Insurance									57.93	57.93
Vision Insurance										
Bill	09/18/2020	12022...	Vision ASP	September	EDA Pla...		Accounts Pay...	19.38	19.38	19.38
Bill	09/18/2020	12022...	Vision ASP	September	BCGA-P		Accounts Pay...	6.46	6.46	25.84
Bill	09/30/2020	83038...	Vision ASP	October	EDA Pla...		Accounts Pay...	19.38	19.38	45.22
Bill	09/30/2020	83038...	Vision ASP	12 022194	BCGA-P		Accounts Pay...	6.46	6.46	51.68
Total vision insurance									51.68	51.68
Total Fringe Benefits									559.61	559.61

WESTERN NEVADA DEVELOPMENT DISTRICT
Profit & Loss Detail

September 2020

Type	Date	Num	Name	Memo	Class	Clr	Split	Original Amount	Paid Amount	Balance
Office Supplies										
Credit Card Charge	09/08/2020				EDA Pla...		Elan Financial ...	39.00	39.00	39.00
Credit Card Charge	09/10/2020				EDA Pla...		Elan Financial ...	22.45	22.45	61.45
Bill	09/18/2020	09/18/...	Sheryl Gonzales	Service Charge	EDA Car...		Accounts Pay...	18.27	18.27	79.72
Total Office Supplies									79.72	79.72
Printing										
Bill	09/18/2020	4335	Nevada Builders All...		EDA Car...		Accounts Pay...	19.25	19.25	19.25
Total Printing									19.25	19.25
Payroll Expense										
Wages										
Paycheck	09/04/2020	6249	Donald A Vetter		EDA Car...		City National ...	463.20	463.20	463.20
Paycheck	09/04/2020	6249	Donald A Vetter		BCGA-H		City National ...	115.80	115.80	579.00
Paycheck	09/04/2020	6249	Donald A Vetter		BCGA-P		City National ...	115.80	115.80	694.80
Paycheck	09/04/2020	6247	Robert J Hastings		EDA Car...		City National ...	692.40	692.40	1,387.20
Paycheck	09/04/2020	6248	Sheryl A Gonzales		EDA Pla...		City National ...	1,155.00	1,155.00	2,542.20
Paycheck	09/04/2020	6248	Sheryl A Gonzales		EDA Pla...		City National ...	770.00	770.00	3,312.20
Paycheck	09/18/2020	6257	Donald A Vetter		EDA Car...		City National ...	0.00	0.00	3,312.20
Paycheck	09/18/2020	6257	Donald A Vetter		EDA Car...		City National ...	0.00	0.00	3,312.20
Paycheck	09/18/2020	6257	Donald A Vetter		BCGA-H		City National ...	1,529.05	1,529.05	4,841.25
Paycheck	09/18/2020	6257	Donald A Vetter		BCGA-P		City National ...	115.40	115.40	4,956.65
Paycheck	09/18/2020	6257	Donald A Vetter		EDA Car...		City National ...	115.40	115.40	5,072.05
Paycheck	09/18/2020	6258	Robert J Hastings		EDA Car...		City National ...	2,307.69	2,307.69	7,379.74
Paycheck	09/18/2020	6259	Sheryl A Gonzales		EDA Pla...		City National ...	1,925.00	1,925.00	9,304.74
Paycheck	09/18/2020	6259	Sheryl A Gonzales		EDA Pla...		City National ...	5,000.00	5,000.00	14,304.74
Total Wages									14,304.74	14,304.74
Social Security										
Paycheck	09/04/2020	6249	Donald A Vetter		EDA Car...		City National ...	28.72	28.72	28.72
Paycheck	09/04/2020	6249	Donald A Vetter		BCGA-H		City National ...	7.18	7.18	35.90
Paycheck	09/04/2020	6249	Donald A Vetter		BCGA-P		City National ...	7.18	7.18	43.08
Paycheck	09/04/2020	6247	Robert J Hastings		EDA Car...		City National ...	42.93	42.93	86.01
Paycheck	09/04/2020	6248	Sheryl A Gonzales		EDA Pla...		City National ...	147.25	147.25	233.26
Paycheck	09/18/2020	6257	Donald A Vetter		EDA Car...		City National ...	94.81	94.81	328.07
Paycheck	09/18/2020	6257	Donald A Vetter		BCGA-H		City National ...	7.15	7.15	335.22
Paycheck	09/18/2020	6257	Donald A Vetter		BCGA-P		City National ...	7.15	7.15	342.37
Paycheck	09/18/2020	6258	Robert J Hastings		EDA Car...		City National ...	143.08	143.08	485.45
Paycheck	09/18/2020	6259	Sheryl A Gonzales		EDA Pla...		City National ...	429.35	429.35	914.80
Total Social Security									914.80	914.80
Medicare										
Paycheck	09/04/2020	6249	Donald A Vetter		EDA Car...		City National ...	6.71	6.71	6.71
Paycheck	09/04/2020	6249	Donald A Vetter		BCGA-H		City National ...	1.68	1.68	8.39
Paycheck	09/04/2020	6249	Donald A Vetter		BCGA-P		City National ...	1.68	1.68	10.07
Paycheck	09/04/2020	6247	Robert J Hastings		EDA Car...		City National ...	10.04	10.04	20.11
Paycheck	09/04/2020	6248	Sheryl A Gonzales		EDA Pla...		City National ...	34.44	34.44	54.55
Paycheck	09/18/2020	6257	Donald A Vetter		EDA Car...		City National ...	22.18	22.18	76.73
Paycheck	09/18/2020	6257	Donald A Vetter		BCGA-H		City National ...	1.67	1.67	78.40
Paycheck	09/18/2020	6257	Donald A Vetter		BCGA-P		City National ...	1.67	1.67	80.07
Paycheck	09/18/2020	6258	Robert J Hastings		EDA Car...		City National ...	33.46	33.46	113.53
Paycheck	09/18/2020	6259	Sheryl A Gonzales		EDA Pla...		City National ...	100.41	100.41	213.94
Total Medicare									213.94	213.94
Federal Unemployment										
Paycheck	09/04/2020	6249	Donald A Vetter		EDA Car...		City National ...	2.77	2.77	2.77
Paycheck	09/04/2020	6249	Donald A Vetter		BCGA-H		City National ...	0.70	0.70	3.47
Paycheck	09/04/2020	6249	Donald A Vetter		BCGA-P		City National ...	0.70	0.70	4.17
Paycheck	09/04/2020	6247	Robert J Hastings		EDA Car...		City National ...	4.15	4.15	8.32
Paycheck	09/04/2020	6248	Sheryl A Gonzales		EDA Pla...		City National ...	0.00	0.00	8.32
Paycheck	09/18/2020	6257	Donald A Vetter		EDA Car...		City National ...	9.18	9.18	17.50
Paycheck	09/18/2020	6257	Donald A Vetter		BCGA-H		City National ...	0.69	0.69	18.19
Paycheck	09/18/2020	6257	Donald A Vetter		BCGA-P		City National ...	0.69	0.69	18.88
Paycheck	09/18/2020	6258	Robert J Hastings		EDA Car...		City National ...	13.85	13.85	32.73
Paycheck	09/18/2020	6259	Sheryl A Gonzales		EDA Pla...		City National ...	0.00	0.00	32.73
Total Federal Unemployment									32.73	32.73
State Unemployment										
Paycheck	09/04/2020	6249	Donald A Vetter		EDA Car...		City National ...	0.23	0.23	0.23
Paycheck	09/04/2020	6249	Donald A Vetter		BCGA-H		City National ...	0.06	0.06	0.29
Paycheck	09/04/2020	6249	Donald A Vetter		BCGA-P		City National ...	0.06	0.06	0.35
Paycheck	09/04/2020	6249	Donald A Vetter		EDA Car...		City National ...	2.54	2.54	2.89
Paycheck	09/04/2020	6249	Donald A Vetter		BCGA-H		City National ...	0.64	0.64	3.53
Paycheck	09/04/2020	6249	Donald A Vetter		BCGA-P		City National ...	0.64	0.64	4.17
Paycheck	09/04/2020	6247	Robert J Hastings		EDA Car...		City National ...	0.35	0.35	4.52
Paycheck	09/04/2020	6247	Robert J Hastings		EDA Car...		City National ...	3.81	3.81	8.33
Paycheck	09/04/2020	6248	Sheryl A Gonzales		EDA Pla...		City National ...	0.00	0.00	8.33
Paycheck	09/04/2020	6248	Sheryl A Gonzales		EDA Pla...		City National ...	0.00	0.00	8.33
Paycheck	09/18/2020	6257	Donald A Vetter		EDA Car...		City National ...	0.76	0.76	9.09
Paycheck	09/18/2020	6257	Donald A Vetter		BCGA-H		City National ...	0.06	0.06	9.15
Paycheck	09/18/2020	6257	Donald A Vetter		BCGA-P		City National ...	0.06	0.06	9.21
Paycheck	09/18/2020	6257	Donald A Vetter		EDA Car...		City National ...	8.42	8.42	17.63
Paycheck	09/18/2020	6257	Donald A Vetter		BCGA-H		City National ...	0.63	0.63	18.26
Paycheck	09/18/2020	6257	Donald A Vetter		BCGA-P		City National ...	0.63	0.63	18.89
Paycheck	09/18/2020	6258	Robert J Hastings		EDA Car...		City National ...	1.15	1.15	20.04
Paycheck	09/18/2020	6258	Robert J Hastings		EDA Car...		City National ...	12.69	12.69	32.73

8:54 PM

**WESTERN NEVADA DEVELOPMENT DISTRIC'
Profit & Loss Detail**

10/17/20

Cash Basis

September 2020

Type	Date	Num	Name	Memo	Class	Clr	Split	Original Amount	Paid Amount	Balance
Paycheck	09/18/2020	6259	Sheryl A Gonzales		EDA Pla...		City National ...	0.00	0.00	32.73
Paycheck	09/18/2020	6259	Sheryl A Gonzales		EDA Pla...		City National ...	0.00	0.00	32.73
Total State Unemployment									32.73	32.73
Total Payroll Expense									15,498.94	15,498.94
Postage										
Bill	09/18/2020	09/18/...	Sheryl Gonzales		EDA Pla...		Accounts Pay...	2.80	2.80	2.80
Total Postage									2.80	2.80
Rent										
Bill	09/18/2020	4335	Nevada Builders All...		EDA Pla...		Accounts Pay...	19.25	19.25	19.25
Bill	09/23/2020	4333	Nevada Builders All...		EDA Pla...		Accounts Pay...	600.00	600.00	619.25
Bill	09/23/2020	4333	Nevada Builders All...		EDA Car...		Accounts Pay...	1,200.00	1,200.00	1,819.25
Total Rent									1,819.25	1,819.25
Travel										
Bill	09/18/2020	09/18/...	Sheryl Gonzales	58 miles	EDA Pla...		Accounts Pay...	33.35	33.35	33.35
Total Travel									33.35	33.35
Meals										
Credit Card Charge	09/02/2020		Grub Hub		EDA Pla...		Etan Financial ...	28.68	28.68	28.68
Total Meals									28.68	28.68
Total Expense									44,523.63	44,523.63
Net Ordinary Income									-44,348.46	-44,348.46
Net Income									-44,348.46	-44,348.46

**WNDD BOARD MEETING
DECEMBER 14, 2020**

**CONSENT CALENDAR
OCTOBER 2020/21 TREASURERS REPORT**

WESTERN NEVADA DEVELOPMENT DISTRICT
OCTOBER 2020/2021 TREASURER'S REPORT – 30% OF BUDGET
NARRATIVE

REVENUES – 35.67% Realized

To date WNDD has collected 35.67% of total revenues projected for fiscal year 20-21. The Approved Budget projected a total of \$548,676.00 revenues and to date a total of \$195,712.60 have been realized. Membership revenues continue to overperform with \$844.28 collected over the projection of \$49,480.00 – totaling \$50,324.28. This is due to increased Associate Memberships. It is important to note that the membership dues for the government agencies was reduced by 25% due to the economic impacts anticipated as a result of the pandemic. The membership dues for 2019-20 fiscal year was \$64,075.00. As compared to last year WNDD, has experienced a decrease of \$14,020 in membership revenue.

It is anticipated all projected revenues will be realized including the EDA Planning grant of \$80,000.00, the EDA Cares Act grant of \$200,000.00, and Brownfields Hazard (\$138,000.00) and Petroleum (62,000.00) Grant for \$200,000.00. However, it is not anticipated that the \$3,000 RLF Interest for the Business Microloan program will be collected due to the payment deferment provided to the loan clients. This shortfall will have to be balanced either with increased revenues and/or decreased expenditures in order that budget is balanced at the end of the fiscal year.

EXPENDITURES – 28.72% Realized

To date WNDD has expended 28.72% of the total expenditures projected for 20-21 fiscal year. The Approved Budget projected a total of \$548,676.00. Line items that are over expended at this time include equipment and maintenance by \$748.51, and printing and reproduction by \$248.45. Will continue to monitor these line items and transfer funds from other line items anticipated to be under expended to balance those line items. Line items being considered to transfer from include Office Supplies which is at 7.26% expended with a balance of \$8,087.59, and travel and meals which is expended by 10.45% and a balance of \$14,854.54. All other line items are at levels of expenditures as expected.

	FY 20-21	BCGA-H	BCGA-P	EDA CARES	EDA-PPG	PREVIOUS	CURRENT	TOTAL	BALANCE	% EXPENDED
Personnel and Benefits										
Salaries and Wages	188,892.00	1,246.04	842.19	12,969.46	5,711.52	22,004.74	20,769.21	42,773.95	146,118.05	22.64%
Benefits	31,328.00	0.00	0.00	14.48	493.45	1,625.97	507.93	2,133.90	29,194.10	6.81%
Payroll Expenses	20,372.00	105.61	69.87	1,117.32	464.83	1,880.75	1,757.63	3,638.38	16,733.62	17.86%
PAYROLL & BENEFITS SUB-TOTAL	240,592.00	1,351.65	912.06	14,101.26	6,669.80	25,511.46	23,034.77	48,546.23	192,045.77	20.18%
Services and Supplies										
Accounting, legal, insurance	22,000.00	0.00	0.00	0.00	3,516.94	7,244.03	3,516.94	10,760.97	11,239.03	48.91%
Contract Services	211,582.00	5,786.10	21,193.31	1,352.94	165.00	46,531.68	28,497.35	75,029.03	136,552.97	35.48%
Equipment/Maintenance	8,125.00	0.00	0.00	280.99	0.00	8,592.52	280.99	8,873.51	-748.51	109.21%
Rent and Utilities	22,068.00	0.00	0.00	1,271.76	744.34	4,282.93	2,016.10	6,299.03	15,768.97	28.54%
Dues, subscriptions, meetings	8,000.00	0.00	0.00	0.00	211.78	2,297.68	211.78	2,509.46	5,490.54	31.37%
Office Supplies	8,721.00	0.00	0.00	117.45	20.99	494.97	138.44	633.41	8,087.59	7.26%
Postage/Shipping	1,000.00	0.00	0.00	0.00	0.00	230.80	0.00	230.80	769.20	23.08%
Travel and Meals	16,588.00	0.00	0.00	600.58	0.00	1,132.88	600.58	1,733.46	14,854.54	10.45%
Printing and Reproduction	1,000.00	0.00	0.00	0.00	4.80	1,243.65	4.80	1,248.45	-248.45	124.85%
Internet and Web Service	9,000.00	0.00	0.00	0.00	1,435.50	300.00	1,435.50	1,735.50	7,264.50	19.28%
SERVICES & SUPPLIES SUB-TOTAL	308,084.00	5,786.10	21,193.31	3,623.72	6,099.35	72,351.14	36,702.48	109,053.62	199,030.38	35.40%
EXPENSE TOTALS	548,676.00	7,137.75	22,105.37	17,724.98	12,769.15	97,862.60	59,737.25	157,599.85	391,076.15	28.72%
REVENUE TOTALS	548,676.00	26,205.90	33,000.00	0.00	20,269.61	116,237.09	79,475.51	195,712.60	352,963.40	35.67%

FISCAL YEAR 2020-2021
 ANNUAL BUDGET
 OCTOBER - 30% OF BUDGET

WESTERN NEVADA DEVELOPMENT DISTRICT

	FY 20-21	BCGA-H	BCAG-P	EDA-CARES	EDA-PPG	RLF	PREVIOUS	CURRENT	TOTAL	BALANCE	% REALIZED
Resources											
Balance Forward	16181.00	0.00	0.00	0.00	0.00	0.00	16181.00	0.00	16181.00	0.00	100.00%
EDA Planning Grant	80000.00	0.00	0.00	0.00	20000.00	0.00	0.00	20000.00	20000.00	60000.00	25.00%
EDA Cares Grant	200000.00	0.00	0.00	0.00	0.00	0.00	50000.00	0.00	50000.00	150000.00	25.00%
BCGA-H	138000.00	26205.90	0.00	0.00	0.00	0.00	0.00	26205.90	26205.90	111794.10	18.99%
BCGA-P	62000.00	0.00	33000.00	0.00	0.00	0.00	0.00	33000.00	33000.00	29000.00	53.23%
Membership	49480.00	0.00	0.00	0.00	269.28	0.00	50055.00	269.28	50324.28	-844.28	101.71%
RLF Interest	3000.00	0.00	0.00	0.00	0.00	0.00	0.00	0.00	0.00	3000.00	0.00%
Interest	15.00	0.00	0.00	0.00	0.33	0.00	1.09	0.33	1.42	13.58	9.47%
REVENUE TOTAL	548676.00	26205.90	33000.00	0.00	20269.61	0.00	116237.09	79475.51	195712.60	352963.40	35.67%

6:10 AM

**WESTERN NEVADA DEVELOPMENT DISTRICT
Profit & Loss by Class**

11/29/20

October 2020

Cash Basis

	BGCA-H	BGCA-P	EDA Cares Grant	EDA Planning Grant	TOTAL
Ordinary Income/Expense					
Income					
Grant Revenue	26,205.90	33,000.00	0.00	20,000.00	79,205.90
Membership Dues	0.00	0.00	0.00	269.28	269.28
Interest Earnings					
4410 EDA Interest	0.00	0.00	0.00	0.33	0.33
Total Interest Earnings	0.00	0.00	0.00	0.33	0.33
Total Income	26,205.90	33,000.00	0.00	20,269.61	79,475.51
Expense					
Audit	0.00	0.00	0.00	40.00	40.00
Legal	0.00	0.00	0.00	2,847.94	2,847.94
Insurance					
Workmans Compensation	0.00	0.00	0.00	629.00	629.00
Total Insurance	0.00	0.00	0.00	629.00	629.00
Contracted Services	5,786.10	21,193.31	1,352.94	165.00	28,497.35
Meetings	0.00	0.00	0.00	211.78	211.78
Equipment	0.00	0.00	280.99	0.00	280.99
Fringe Benefits					
Health Insurance	0.00	0.00	0.00	450.00	450.00
Dental Insurance	0.00	0.00	14.48	43.45	57.93
Total Fringe Benefits	0.00	0.00	14.48	493.45	507.93
Office Supplies	0.00	0.00	117.45	20.99	138.44
Printing	0.00	0.00	0.00	4.80	4.80
Payroll Expense					
Wages	1,246.04	842.19	12,969.46	5,711.52	20,769.21
Payroll Taxes					
State Unemployment	5.93	3.51	73.64	0.00	83.08
Federal Unemployment	4.35	1.93	44.99	0.00	51.27
Medicare	18.07	12.21	194.59	82.82	307.69
Social Security	77.26	52.22	804.10	382.01	1,315.59
Total Payroll Taxes	105.61	69.87	1,117.32	464.83	1,757.63
Total Payroll Expense	1,351.65	912.06	14,086.78	6,176.35	22,526.84
Rent	0.00	0.00	1,271.76	744.34	2,016.10
Travel	0.00	0.00	600.58	0.00	600.58
Web Design & Maintenance	0.00	0.00	0.00	1,435.50	1,435.50
Total Expense	7,137.75	22,105.37	17,724.98	12,789.15	59,737.25
Net Ordinary Income	19,068.15	10,894.63	-17,724.98	7,500.46	19,738.26
Net Income	19,068.15	10,894.63	-17,724.98	7,500.46	19,738.26

WESTERN NEVADA DEVELOPMENT DISTRICT

Profit & Loss by Class

July through October 2020

	BGCA-H	BGCA-P	EDA Cares Grant	EDA Planning Grant	TOTAL
Ordinary Income/Expense					
Income					
Previous Year Balance	0.00	0.00	0.00	16,181.00	16,181.00
Grant Revenue	26,205.90	33,000.00	50,000.00	20,000.00	129,205.90
Membership Dues	0.00	0.00	0.00	50,324.28	50,324.28
Interest Earnings					
4410 EDA Interest	0.00	0.00	0.00	1.42	1.42
Total Interest Earnings	0.00	0.00	0.00	1.42	1.42
Total Income	26,205.90	33,000.00	50,000.00	86,506.70	195,712.60
Expense					
Accounting	0.00	0.00	1,085.00	2,765.00	3,850.00
Audit	0.00	0.00	0.00	40.00	40.00
Legal	0.00	0.00	0.00	5,002.94	5,002.94
Insurance					
Liability/Property	0.00	0.00	0.00	1,239.03	1,239.03
Workmans Compensation	0.00	0.00	0.00	629.00	629.00
Total Insurance	0.00	0.00	0.00	1,868.03	1,868.03
Contracted Services	24,812.84	39,434.75	2,691.44	8,090.00	75,029.03
Dues	0.00	0.00	0.00	764.97	764.97
Meetings	0.00	0.00	1,033.86	710.63	1,744.49
Equipment	0.00	0.00	6,214.05	2,659.46	8,873.51
Fringe Benefits					
Health Insurance	0.00	0.00	0.00	1,800.00	1,800.00
Dental Insurance	0.00	0.00	14.48	190.22	204.70
Vision Insurance	0.00	12.92	0.00	116.28	129.20
Total Fringe Benefits	0.00	12.92	14.48	2,106.50	2,133.90
Office Supplies	0.00	0.00	404.71	228.70	633.41
Printing	0.00	0.00	19.25	1,229.20	1,248.45
Payroll Expense					
Wages	1,477.24	1,073.39	17,961.80	22,261.52	42,773.95
Payroll Taxes					
State Unemployment	7.32	4.90	103.59	28.65	144.46
Federal Unemployment	5.74	3.32	74.94	0.00	84.00
Medicare	21.42	15.56	266.98	342.37	646.33
Social Security	91.59	66.55	1,113.64	1,491.81	2,763.59
Total Payroll Taxes	126.07	90.33	1,559.15	1,862.83	3,638.38
Total Payroll Expense	1,603.31	1,163.72	19,520.95	24,124.35	46,412.33
Postage	0.00	0.00	68.90	161.90	230.80
Rent	0.00	0.00	3,671.76	2,627.27	6,299.03
Travel	0.00	0.00	1,638.08	66.70	1,704.78
Meals	0.00	0.00	0.00	28.68	28.68
Web Design & Maintenance	0.00	0.00	0.00	1,735.50	1,735.50
Total Expense	26,416.15	40,611.39	36,362.48	54,209.83	157,599.85
Net Ordinary Income	-210.25	-7,611.39	13,637.52	32,296.87	38,112.75
Net Income	-210.25	-7,611.39	13,637.52	32,296.87	38,112.75

**WNDD BOARD MEETING
DECEMBER 14, 2020**

**COMPREHENSIVE ECONOMIC DEVELOPMENT STRATEGY – CEDS
2021 UPDATE**

PROPOSED TIMELINE

**WESTERN NEVADA DEVELOPMENT DISTRICT
2021 Comprehensive Economic Development Strategy (CEDs)
Annual Update**

**P-R-O-P-O-S-E-D
TIMELINE**

FEBRUARY 22, 2021 – WNDD BOARD MEETING

Discuss 2020-2025 CEDs accomplishments/progress

Review, discuss and revise CEDs Goals.

Distribute CEDs project forms

MARCH 22, 2021

Submit CEDs Project Forms (New projects and/or updated current CEDs Projects)

APRIL 26, 2021 – WNDD BOARD MEETING

Review, discuss CEDs Projects and prioritize.

MAY 14, 2021 – EXECUTIVE BOARD MEETING

Review CEDs update for recommended approval to WNDD Board at June 28 Board Meeting.

JUNE 28, 2021 – WNDD BOARD MEETING

2021 CEDs Update Submitted to WNDD Board for approval to submit to Economic Development Administration, Seattle Region for approval.

**WNDD BOARD MEETING
DECEMBER 14, 2020**

**COMPREHENSIVE ECONOMIC DEVELOPMENT STRATEGY – CEDS
2021 UPDATE
2020-2025 GOALS/PROJECTS**

ACTION PLAN

Based on the SWOT analysis, the Economic Resiliency Workshop, stakeholder meetings, as well as board and CEDS committee meetings, the following six goals were identified to support the region's resilience, sustainability, and growth:

ECONOMIC RESILIENCY

Prepare, preserve and promote the region's vitality

HOUSING

Build and maintain diversified, attractive and affordable housing options

INFRASTRUCTURE

Improve advance infrastructure capacities to meet regional needs

QUALITY OF LIFE

Heighten the region's already appealing quality of life

TRANSPORTATION

Develop a multi-modal transit network on a regional scale

WORKFORCE


Support workforce development, retention, recruitment, and delivery

Each goal is supported by many bottom-up strategies that build on regional assets and leverage new ideas and creative approaches to advance the region's prosperity and future. A variety of performance measures provide the mechanism to assess the implementation and efficacy of each goal and strategy.

Ultimately, this action plan aims to support economic development, foster job creation, attract investment, advance innovation, and enhance the region's capacity and resiliency.

VISION STATEMENT

The Western Nevada Development District region and its communities enjoy a vibrant, resilient and sustainable economy as a result of coordinated planning and a shared commitment for a high quality of life.



Lattin Farms, Fallon
Sydney Martinez/TravelNevada

APPENDICES

WNDD CEDS PROJECTS

The following projects are supported by the 2020-2025 CEDs:

Carson City

- Greening William Street
- Carson City Emergency Operations Center
- Quill Water Treatment Plant Upgrade
- Southeast Carson Mandatory Sewer

Churchill County

- CHIP Wastewater Treatment Project
- CHIP Water Treatment Project
- Churchill County North Industrial Area
- County Fairgrounds Covered Area
- Reno Highway Wastewater Expansion
- Reno Highway Water System Expansion

City of Fernley

- BOR Park #1 Development
- Fernley City-Wide Fiber Optic

Fernley Community Center

- Fernley Main Street Revitalization
- Fernley Railroad Underpass
- Fernley Street Reconstruction
- Nevada Pacific Parkway Extension
- Silverland Park Ball Fields
- Upgrades to City Water Delivery
- Water Management

City of Reno

- City Hall Seismic Retrofit
- Downtown Fire Station Headquarters
- Fire Station Repair and Reconstruction
- Lear II Lift Station and Force Main
- Public Safety Center
- Reno Fire Station HQ
- Reno Fire Station #1
- Reno Moana Recreation Facility

Reno Parking Garage

- Reno Quality of Life Projects
- Rosewood Lakes Regional Athletics
- RSWRF Aquifer Storage and Recovery
- The Parking Gallery Addition
- Downtown Reno Beautification Project

City of Sparks

- TMWRF-Advanced Nutrient Treatment

Douglas County

- DC Tahoe Business Incubator Project
- DC - MAINSTREET Incubator Project
- Muller Parkway

Economic Development Authority of Western Nevada/ EDAWN

- Technology Apprenticeship Programs



JOIN Inc.

- Career Bound NV
- Training Nevadans for Careers

Lake Tahoe Visitors Authority

- Lake Tahoe Events Center

Mineral County

- Sidewalks and Gutters
- Industrial Property Utilities
- Potable Water Supply Storage
- Waste Water ReUse

Pershing County

- Broadband - Last Mile
- Community Parks Upgrade
- Community Youth Center & Gym
- Derby Field Water Main
- I80 Exits 105, 106, 107
- Imlay Water System
- Lovelock Beautification/Landscaping
- Lovelock Depot/Block Development
- Lovelock Fire Station Addition
- Lovelock Housing
- Lovelock Sewer
- Maszen House Museum Upgrades

- NDOT G-29 Bridge

- Park & Ride Shuttle Services
- PC Economic Development & Lands Bill
- PC Hiking/Biking/Walking Trails
- PC Hot Springs/Ghost Towns/40 Mile Desert
- PC Law Enforcement Center
- Redevelopment Area

Storey County

- C Street Dedication
- Gold Hill Sewer Phase II
- Lockwood Center
- Lockwood Flood
- Lousetown Road
- Mark Twain Flood Mitigation
- Six Mile Canyon
- Virginia City Freight Depot
- Virginia City Visitor's Center

Tahoe Prosperity Center

- Broadband – Infrastructure
- Workforce Development – Green Job – Diversifying the economy
- Resiliency Plan for Tahoe Basin
- Revolving Loan Program

Truckee Meadows Community College

- EastView Training Center

University of Nevada, Reno

- Tribal College on Yerington Paiute Reservation

Washoe County

- Bailey Creek Sediment Improvements
- Calle De La Plata Improvements
- Heppner Subdivision Sediment
- Lemmon Drive Improvements
- STMWRF-TMWRF Intertie
- Swan Lake Reservoir Dam

Western Nevada College

- Fallon Workforce Development Training Center

WNDD

- Improving Rural Connectivity
- Regional Resiliency Plan

**WNDD BOARD MEETING
DECEMBER 14, 2020**

**COMPREHENSIVE ECONOMIC DEVELOPMENT STRATEGY – CEDS
2021 UPDATE**

EDA INVESTMENT PRIORITIES

EDA INVESTMENT & NATIONAL STRATEGIC PRIORITIES

- Encourages Job Growth
- Encourages business retention, expansion, recruitment
- Promotes information technology (broadband, smart grid)
Infrastructure
Collaborative Regional Innovation
- Public/Private Partnerships
- Economic resiliency -including resilience from natural disasters & climate change
- Assist with natural disaster mitigation & recovery
- Communities severely impacted by industry restructuring
- Job-driven skills development
- Access to capital for small- and medium-sized and ethnically diverse enterprises
- Innovations in science & health care; advancement of science & research parks, other technology transfer, or technology commercialization efforts
- Global Competitiveness
- Environmentally-Sustainable Development
- Underserved Communities

**WNDD BOARD MEETING
DECEMBER 14, 2020**

**ECONOMIC RECOVERY & RESILIENCY COUNCIL
ROSTER
ECONOMIC RECOVERY REPORT**

WESTERN NEVADA DEVELOPMENT DISTRICT
ECONOMIC RECOVERY RESILIENCY COUNCIL

GROUP	TITLE	COUNCIL MEMBER	ORGANIZATION	TITLE	EMAIL	PHONE #1
1-SG	Economic Development	Andrew Haskins	NNDA	Deputy Director	ahaskin@nnda.org	775.624.3960
2 - BH	Government	Bob Hastings	WNDD	Economic Recovery Coordinator	bhastings@wndd.org	775.560.0144
3 - DV	Business	Ann Silver	Reno/Sparks Chamber of Commerce	Chief Executive Director	ann@thechambernv.org	775.636.9550
4 - SG	Health and Wellness	Kitty McKay	Carson-Tahoe Hospital	Director of Mission Integration	kitty.mckay@carsontahoe.org	775.220.4030
5- BH	Utilities/Infrastructure/Transportation	Lucia Maloney	Carson City	Transportation Manager	lmaloney@carson.org	775-283-7396
6 - BH	Education and Workforce	Dana Ryan	Truckee Meadows Comm College	Special Assistant to the President	dryan@tmcc.edu	775.815.2781
7 - SG	Financial	Jeremy Gilpin	Greater Nevada CU	President - Commercial Lending	gilpin@GreaternLending.com	775.886.1310
8 - DV	Tourism/Hospitality/Arts and Culture	Carol Chaplin	Lake Tahoe Visitors' Authority	Chief Executive Officer		
9 - DV	State/Federal Resources/Natural Resources	Don Vetter	WNDD	Economic Recovery Coordinator	dvetter@wndd.org	775.560.0070
10 - DV	Housing	Ron Bath	Salmon Point Development	Founder	ron.salmonpoint@gmail.com	775.303.3789
11 - SG	Information Tecnology	Vas Kamyshanov	Balanced Agency	Managing Partner and Co-Founder	vas@balancedagency.com	
12 - BH	Manufacturing	Mark Anderson	Nevada Industry Excellence	Director	manderson@nvie.nevada.edu	775.784.1935
13 - BH	Mining	Joe Riney	Nevada Mining Association	Director of Workforce Engagement	joseph@NevadaMining.org	775.636.1824
14 - DV	Building and Trades	Aaron West	Nevada Builders Alliance	CEO	aaron@nevadabuilders.org	775.882.4353

Last Updated:
12/2/2020-sg

NOVEMBER 2020

ECONOMIC RECOVERY REPORT



Western Nevada Development District

UPDATES, GRANTS AND INFORMATION YOU NEED TO KNOW

WELCOME

On behalf of the Western Nevada Development District (WNDD) Board of Directors, I am proud to announce the first edition of the WNDD's Economic Recovery Report. This monthly newsletter is part of WNDD's effort to identify and develop strategies to support economic recovery and build a more resilient economy in the WNDD region.

The monthly Economic Recovery Report will announce the activities and progress of the newly established WNDD Economic Recovery and Resiliency Council, a multi-disciplinary team of subject matter experts who will develop a coordinated effort and plan to resume economic


activity to the fullest and safest extent possible. The process includes discussions surrounding policy considerations in the overall plan-making and all activities will interface with the Nevada State Plan: Road to Recovery.

The report will also share information and data that can help WNDD members and other regional businesses and organizations plan and implement their recovery and resiliency efforts.

Roy Edgington
WNDD President Mayor, City of Fernley

5 Key Takeaways

- 1 WNDD is currently seeking out **industry leaders** for the Economic Recovery and Resiliency Council to champion the plan development and its engagement.
- 2 **Nevada's unemployment rate was higher** than the national rate in September and is at 12.6% on a seasonally adjusted basis and 12.6% on an unadjusted basis.
- 3 Taxable sales at non-store retailers, including online shopping, **have increased by 562%** this year so far when compared with 2019.
- 4 Western Nevada Development District provides **grant assistance** that supports CEDS goals and projects through research, consultation, technical assistance and management. CEDS goals and member projects range from infrastructure, broadband, redevelopment, workforce, as well as business incubator/entrepreneurships.
- 5 A digital, interactive version of the **2020-2025 CEDS** is available on the WNDD website, wndd.org.



Brownfields Initiative Helps Lovelock with Downtown Fire Cleanup



In the early hours of November 18, 2019, downtown Lovelock became an inferno as three buildings were reduced to charred rubble. When the smoke cleared, only the historic Bank Building still stood.

Today, the fire site at Main Street and Cornell Avenue is the critical parcel in the Pershing County Economic Development Authority's downtown Lovelock Reuse and Revitalization Plan, spurred on by a U.S Environmental Protection Agency Brownfields Grant that was secured and is currently managed by the WNDD.

The EPA grants money to assess and clear properties, known as "Brownfields," that are planned for reuse or redevelopment. Brownfields sites can include properties that are vacant or are abandoned or underutilized sites that may suffer real or perceived contamination. These assessments give developers and landowners a leg up on turning those properties around.

Essentially, the Brownfields program allows a community to find healthier places to live, work, and play. For Lovelock, the program helped to secure state funds to help clean up the burn site.

The State of Nevada Division of Environmental Protection manages the state's Brownfields program and has limited programs available to

issue monies for clean-up, according to Dave Friedman, State Program Coordinator.

"Nearly all 104(k) grants awarded in Nevada have been assessment grants with only a few exceptions," he said. "However, we believe providing the necessary resources to complete any remediation deemed necessary by the assessment work is fundamental to our agency mission of 'Protection of Human Health and the Environment.'"

He said the benefit of the NDEP awarding money for the cleanup is that it leverages federal dollars that give the downtown core a better chance for redevelopment.

Lovelock's citizens chimed in before the NDEP announced the funds for cleanup. In the Lovelock Virtual Visioning Walking Tour, part of the Brownfields Public Input element, respondents overwhelmingly said the first step to revitalizing downtown Lovelock was cleaning up this key parcel in the heart of their community.

WNDD is helping the community further its downtown vision with a series of stakeholder workshops scheduled for later this fall and winter. Find out more about this project at:

[LOVELOVELOCK.COM](https://www.love Lovelock.com)

Economic Recovery By the Numbers

ALL TAXABLE SALES

in the six WNDD counties (Carson City, Churchill, Douglas, Mineral, Pershing, Storey, and Washoe) increased by 6.5% year to date as of the latest reporting period ending Aug. 31, 2020.

562%

Non-store retailers, including **online shopping**, led this increase with a 562% jump year over year.

State of Nevada Department of Taxation, August 2020 monthly report



12.6

Nevada's unemployment rate was higher than the national rate in September and is at 12.6% on a seasonally adjusted basis and 12.6% on an unadjusted basis. **The national rate was 7.9%** adjusted and 7.7% unadjusted.

Nevada Department of Employment Training and Rehabilitation Oct. 15, 2020 report

About 32% fewer visitors

came to the Reno/Sparks/Washoe County area when comparing September 2020 to September 2019.



Reno-Sparks Convention and Visitors Authority

6,600 MORE JOBS

Trade, transportation, and utilities added the most jobs with 6,600 over the month.

DETR Oct. 15, 2020 report



Nevada jobs

are up by .3%; U.S. jobs are up by 5% from August to September.


DETR Oct. 15, 2020 report



Leisure and hospitality and wholesale trade jobs

are down the most since the same time last year at **-16.1% and -15.5%**, respectively.

DETR Oct. 15, 2020 report



RED ZONE

The number of newly diagnosed COVID-19 cases in Nevada began to increase at the end of September significantly. According to the White House Task Force, Nevada is in the red zone for COVID-19 cases, indicating 101 or more new cases per 100,000 population last week (22nd highest in the U.S.).

71% of counties in NV have moderate or high levels of community transmission - 24% of those are deemed "Red Zone."

nvhealthresponse.nv.gov

Economic Recovery and Resiliency Council Seeks Cluster Leaders to Develop Plan for WNDD Region

Funded through a U.S. Department of Commerce, Economic Development Administration (EDA) CARES Act grant, the Economic Recovery and Resiliency Council (ERRC) will develop an Economic Recovery and Resiliency Plan for WNDD's region.

The plan will include short-term, medium-term, and long-term strategies for economic recovery and build capacity for pre-disaster preparedness through resilience planning and projects. When possible, projects may be engaged and/or expanded to respond more rapidly to create more economic stability and growth.

The vision for the ERRC is to engage a multi-disciplinary team of subject matter experts who will develop a coordinated effort and plan to resume economic activity to the fullest and safest extent possible. The process includes discussions surrounding policy considerations in the overall plan-making and all activities will interface with the Nevada State Plan: Road to Recovery. The business and service sector clusters will convey their category's highest priority issues, strategies to address those issues, identification of resources available to engage those strategies, and determine the resource gaps.


WNDD is currently recruiting leaders who will serve on the Council, championing the plan and its engagement.

The first full council meet is scheduled for later this fall, with a full-team kickoff set for January. Plan completion is set for June 2021.

If interested in participating or would like more information, please contact Sheryl Gonzales at: sgonzales@wndd.org.

Council Representatives include:

- Business
- Economic Development
- Education/Workforce
- Financial
- Government
- Health and Wellness
- Housing
- Information and Technology
- Manufacturing
- Mining
- State and Federal Natural Resources
- Tourism/Hospitality/Arts and Culture
- Utilities/Infrastructure/Transportation



Using the WNDD CEDS with LiveReports

WNDD has partnered with LiveStories to deliver transparent and actionable data insights from the CEDS 2020-2025 with LiveReports in support of the WNDD members and their communities.

The LiveReports platform will engage community partners, stakeholders, and citizens with dynamic reports that reveal the Western Nevada region's stories.

These data insights reveal how WNDD's region is changing demographically, economically, and socially.

LiveReports is a constantly updated engagement tool for WNDD members that can articulate unique insights into our community through the CEDS document as well as LiveStories' 1,600 civic data indicators. This accessible data is also a valuable grant writing tool for content and visualization.

The WNDD LiveReport is housed on the WNDD website here:

[WNDD LIVE REPORT](#)

Recovery & Resiliency Pipeline Report

Western Nevada Development District provides grant assistance that supports CEDS goals and projects through research, consultation, technical assistance and management. CEDS goals and member projects range from infrastructure, broadband, redevelopment, workforce, as well as business incubator/entrepreneurships.

The WNDD Comprehensive Economic Development Strategy (CEDS) is a source of narrative data on our region and the pathway to access funding that supports CEDS goals and projects.

Current CEDS supported grant applications include:

Tahoe Prosperity Center

- \$200K EPA Workforce Development/Training Grant
- WNDD provided grant services, including development, consultation, and assistance in writing the grant for this CEDS-supported project. WNDD submitted the grant application in September. WNDD will be notified as to whether or not the grant was awarded in Spring 2021.

Washoe County Intertie Project

- \$3.5 million EDA Public Works Grant
- WNDD provided grant services, including development and consultation. Washoe County submitted the grant application in October and used WNDD CEDS data. This is a CEDS-supported project.

Western Nevada College Fernley Training Facility

- \$3.5 million EDA Public Works Grant
- For this CEDS-supported project, WNDD provided technical assistance. Western Nevada College submitted the grant application using WNDD CEDS data.

Mineral County Babbitt Industrial Park Infrastructure

- \$90,000 EDA Technical Assistance Grant
- WNDD provided grant services, including development, consultation, and writing of the grant. The grant is currently in process.

GRANT OPPORTUNITIES

Business and Industry CARES Act Program

This USDA program offers loan guarantees to lenders for their loans to rural businesses and agricultural producers to supplement their working capital to prevent, prepare for, and respond to the coronavirus's economic impacts.

CARES ACT PROGRAM

Community Connect

Part of the USDA's utilities program, Community Connect Grants provides financial assistance to eligible applicants that will provide service at or above the Broadband Grant Speed to all premises in rural, economically-challenged communities where broadband service does not exist.

COMMUNITY CONNECT

Community Facilities Direct Loan and Grant Program

This USDA program provides affordable funding to develop essential community facilities in rural areas.

COMMUNITY FACILITIES

FEMA Hazardous Mitigation Assistance

The Federal Emergency Management Agency (FEMA) is providing awards up to \$600,000 per project in the new Building Resilient Infrastructures and Communities (BRIC) grant program to states, local communities, tribes, and territories. The BRIC priorities are to incentivize public infrastructure projects, projects that mitigate risk to one or more lifelines, projects that incorporate nature-based solutions, and adoption and enforcement of modern building codes.

FEMA ASSISTANCE

SPRINT Challenge Grant

EDA has announced the FY 2020 Scaling Pandemic Resilience Through Innovation and Technology (SPRINT) Challenge. This \$25 million national competition is designed to support the development, creation, or expansion of programs that accelerate technology-based economic development in pursuit of vibrant, innovative economies and economic growth, and respond to the challenges caused by the coronavirus pandemic.

SPRINT CHALLENGE

We want to highlight your success stories or opportunities with other WNDD members.

Tell us what you're doing to rebuild a vibrant, resilient, sustainable economy; email Economic Recovery Coordinator, Don Vetter, at dvetter@wndd.org.

Share this report. Please download and save this pdf for future reference via your browser or visit WNDD.org. Feel free to share with someone that may be interested.

SUBSCRIBE TO FUTURE REPORTS HERE



**WNDD BOARD MEETING
DECEMBER 14, 2020**

PROJECT MANAGEMENT FORM

PROJECT AREA	GOAL	FY '20/21 To Date	1ST QRTR	2ND QRTR	3RD QRTR	4TH QRTR	COMMENTS
GRANT MANAGEMENT - 2							
Grant Research	26	11	5	6			
Assisted Grant Support	25	6	4	2			
Grants Submitted	6	4	2	2			
Grants Funded	4	2	2	0			
Grant Management	5	3	3	3			Continue management of WNDD grants which include EDA Cares, EDA Planning Grant, and EPA Brownfields Coalition Grant
REGIONAL PLANNING -							
Economic Resiliency							Establish Council - Develop Plan - Engage Projects - Funding to engage strategies, number of trainings, attendees
Infrastructure							Participate with State Infrastructure Plan
Transportation							Rail Plan, RTC Planning, NDOT Planning Updates
Housing							Increase partnerships in support of CEDS
Quality of Life							Establish partnerships, downtown revitalization projects
Workforce							Participate with workforce organizations to support regional CEDS.
AGENCY PLANNING & SUPPORT							
Community Workshops	4	1		1			Economic Council Orientation
Visioning	3	2		2			BCAG Pershing County/Lovelock Visioning Project
Strategic Planning	1						
MEMBERSHIP							
WNDD Regional Boundary	1						
Associate Membership	25	10	7	3			Increase by 1 County.
Services Survey	1						Plan to launch in late Spring.
COMMUNITY OUTREACH & ENGAGEMENT							
Social Media	2/mo	10	6	4			
Website/LiveStories	4/yr	2	1	1			
E Newsletter (Economic Recovery)	1/mo	1	1	1			
Agency Presentations	12/yr						

Legislative Presentations	6/yr							
Project Site Visits	6/yr	1			1			BCAG Mine Sites
Partnerships	3/yr				1			Partnering with NDEP for Brownfields Grant
COMMUNITY SERVICES								
Business Microloan Program	3							Will submit EDA grant to recapitalize.
TRAINING & BOARD ENGAGEMENT								
Board Training/Presentation	6	8	2		2			
Staff Training	20	8	4		4			Webinars, Conferenes (IEDC-NADO)
Board Retreat	1							
WNDD Webinars	4							
ADMINISTRATION/OPERATIONS								
Business Plan	1							Working with UNR Cooperative Extension-Marlene Rebori